

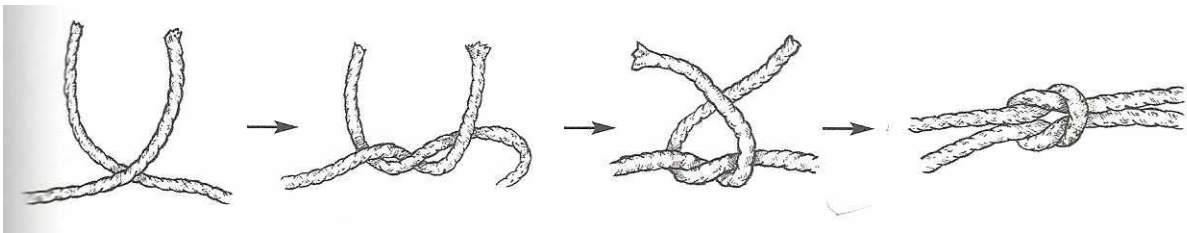
Five Knots Every Cub Should

Know!

1. The Reef Knot

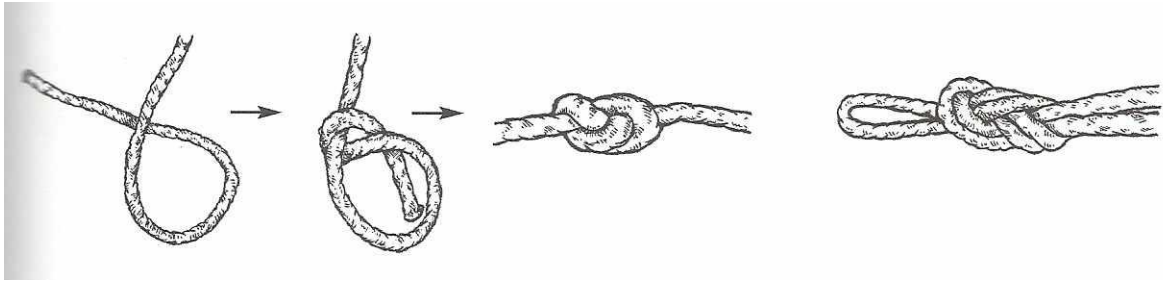
This knot is used for reef sails- that is, to reduce the amount of sail area when the wind is getting stronger. If you at a dingy, you'll notice cords hanging from the material. As the sail is folded on the boom, the cords are tied together using reef knots. It is symmetrical and pleasing to the eye.

The rule to remember is: left over right and under, right over left and under.



2. The Figure of Eight

This is a 'stopper' – it goes at the end of a rope and prevents the rope passing through a hole. A double figure of eight is sometimes used to give the rope end weight for throwing. It's called a figure of eight because it looks like the number eight.

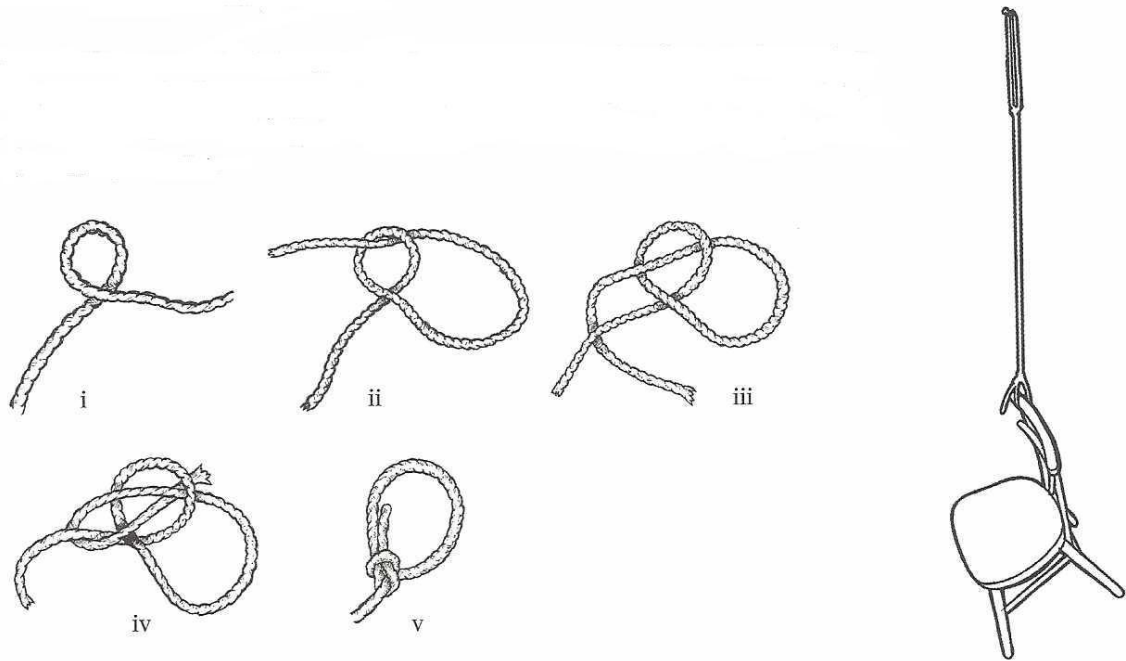


3. The Bowline (pronounced bow-lin)

This is a fantastically useful knot, solid knot. It is used whenever a loop on the end of a rope is needed- for a post, a ring, or anything else really.

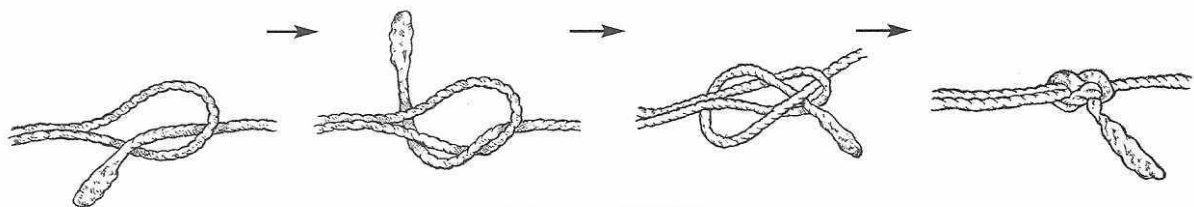
- i. Make a loop towards yourself, leaving enough free at the end to go around your post, tree or similar object.
- ii. Now-imagine the loop is a rabbit hole and the tip is rabbit. The other end of the rope is the tree. Feed the tip up through the hole-the rabbit coming out.
- iii. Pass the rabbit round the back of the tree.
- iv. Pass the rabbit back down the hole- back into the original loop.
- v. Pull tight carefully.

Note: You can make a simple lasso by making a bowline and passing the other end of the rope through the loop. The bowline doesn't slip, so is useful for making a loop to lower someone, or throw to a drowning person.



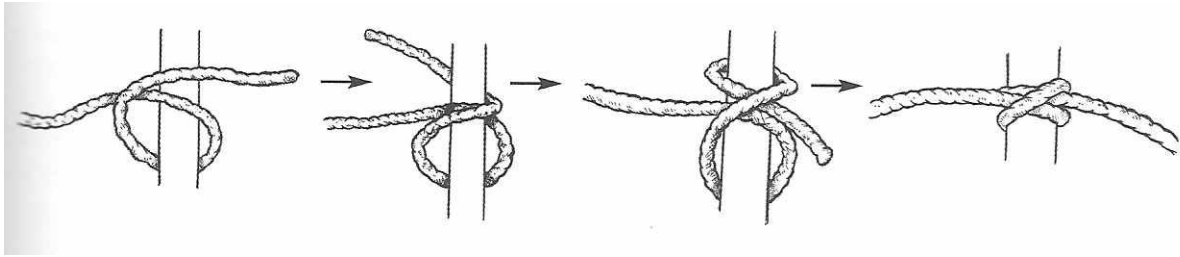
4. Sheet Bend

This is a useful knot for joining two ropes together. Reef knots fail completely when joining ropes of different sizes- but a sheet bend works very well.



5. A Clove Hitch

This is a short-term knot- the sort of thing you see used by cowboys in westerns to hitch their horses. Its main benefit is that it's very fast to make. Basically, it's wrapping a rope around a post and tucking an end into a loop. Practise this on over and over until you can do it quickly.



These five knots will be useful in a huge variety of situations, from building a tree house to camping, to sailing and maybe tying up your horse outside a saloon one day. They take practice and patience.